


CIM 74ACR

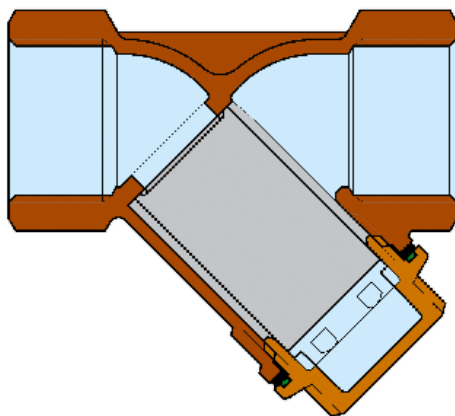
BRONZE OBLIQUE STRAINER - "CR" BRASS



SERVICE RECOMMENDATIONS:

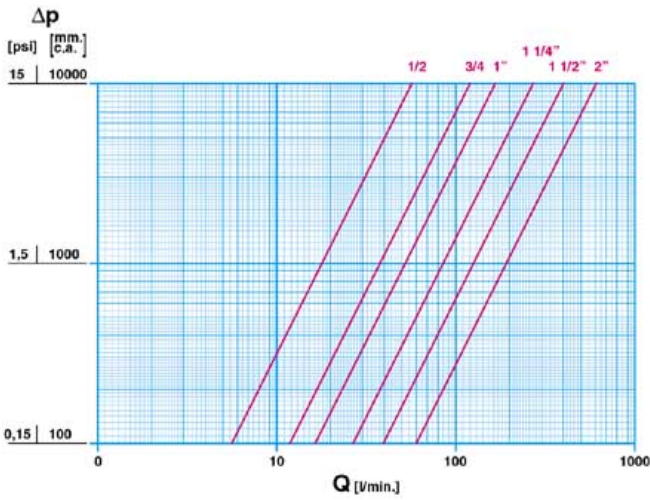
The CIM 74/ACR strainer is manufactured in accordance with BS 5154/B - PN 20 and EN ISO 9002 and can be used for filtering heating, sanitary, pneumatic systems, waterworks, gas pipe oil (CIM 74/AGCR), gasoline networks, saturated steam.

CROSS SECTION



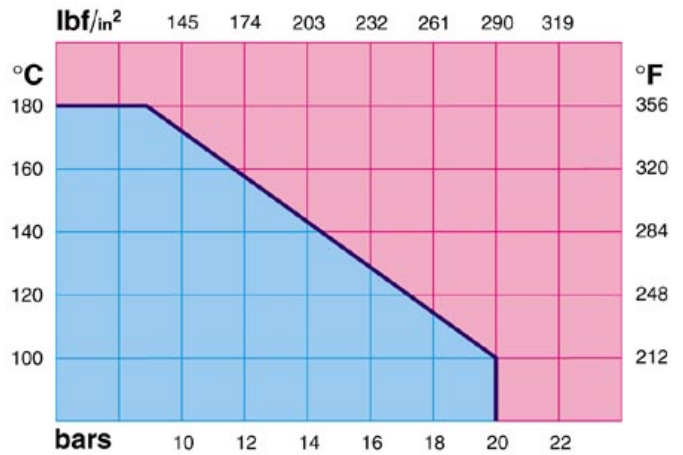
BODY :	HOT FORGED BRASS EN12165 CW 617N
BONNET :	HOT FORGED BRASS EN12165 CW 617N
BODY PACKING :	NA 1100
STARINER :	STAINLESS STEEL 18/8 0,65mm 3/8"-2" 0,75-0,80mm 3"-4"
O-RING :	HNBR

FLOW AND PRESSURE DROP



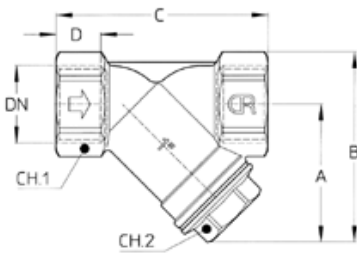
Flow and pressure drop
 1 l/min = 0,06 m³/h
 1 m³/h = 16,67 l/min

PRESSURE TEMPERATURE RATINGS



Pressure / temperature ratings
 1 bar = 14,5 p.s.i.
 $^{\circ}\text{C} = 5/9 (^{\circ}\text{F} - 32)$
 $^{\circ}\text{F} = 32 + 9/5 ^{\circ}\text{C}$

TECHNICAL DRAWING



DN	1/2	3/4	1"	1 1/4"	1 1/2"	2"
Grms.	210	315	455	760	975	1885
A	39	49,5	59	70	81	99
B	54	68	82	99	112	138,5
C	68	77	91	108	116	143
D	15	16,3	19,1	21,4	21,4	25,7
CH1	28	33	40	51	56	71
CH2	18	22	29	34	39	55

Connection : ISO 228
 On request : ANSI B.1.20.1 (NPT)

TECHNICAL CHARACTERISTICS

KV

DN	1/2	3/4	1"	1 1/4"	1 1/2"	2"
KV	3,4	7,0	10	16	24	35

KV = Capacity in m³/h at pressure drop of 1 bar

KVS = Water flow generated by a pressure loss of 1 bar measured on the test points.